

RW-S/L SERIES

Vehicle Weighing Scale

- Designed for mobile weight inspection
- Heavy duty cast aluminum construction
- 5 Digit LCD (height 25mm) illuminated backlight display
- Used for cars, trucks, and custom applications
- Battery operated with AC adapter/charger
- Single and double width available
- Scales are linkable for multi-axle weighing (up to 6 scales)



RW-S/L SERIES | Vehicle Weighing Scale

SPECIFICATIONS

Model	RW-05S	RW-10S	RW-05L	RW-10L
Max. Capacity (kg)	5,000	10,000	5,000	10,000
Readability (kg)	2	5	2	5
Display	5 Digit LCD Display (Height 25mm)			
Accuracy	0.1%			
Safe Overload	150%			
Operating Time	20 hours(charging time 8 hours)			
Operating Temp.	-10°C ~ +40°C			
Power Source	1.5V AA Size 12EA DC7.2V 2.6Ah Battery (AC 110V/220V Charger)			
Weigh Pad Dimensions	310(W) x 340(D)		600(W) x 340(D)	
Dimensions (mm)	536(W) x 458(D) x 60(H)		566(W) x 718(D) x 60(H)	
Product Weight (kg)	21.8		35.8	

FEATURES

- Multi-Axle Weighing (Up to 6 Scales)
- LCD Display with Backlight (height 25mm)
- kg/lb Switchable
- Displays Individual or Total Weight
- Advanced Digital Filtering to Compensate for Vibration

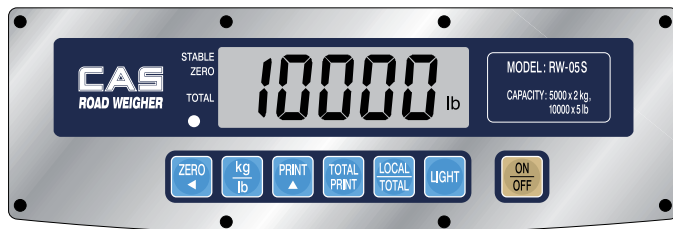
OPTIONS

- Totalizer Cable
- Printer

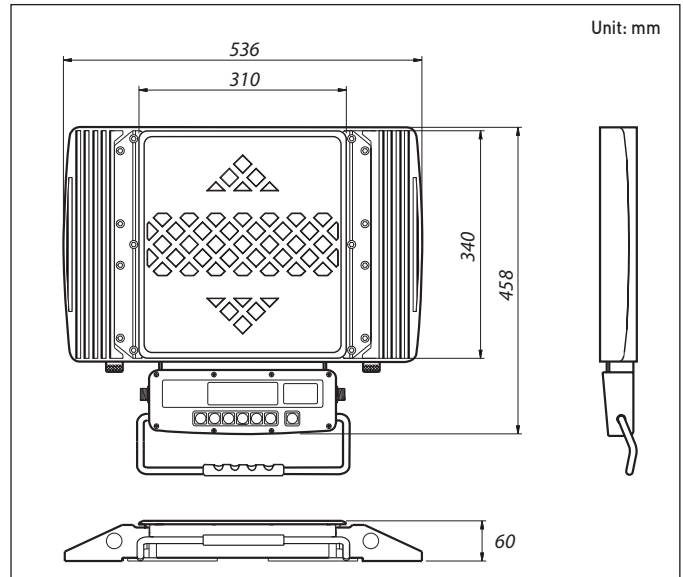
APPLICATIONS

- Safeguards against Overloaded Vehicles
- Mobile Weight Inspections

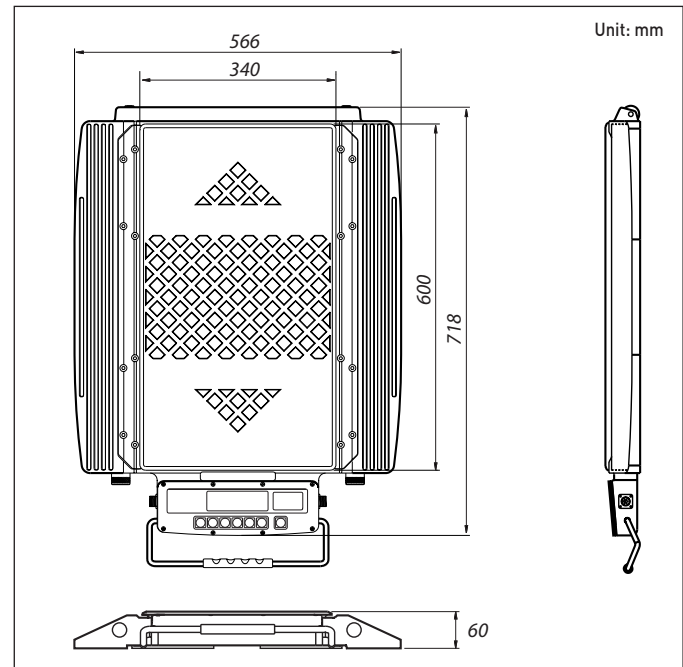
DISPLAY & KEY PAD



DIMENSIONS RW-S



DIMENSIONS RW-L



CAS

UNIT 8, NORTHLINK, 459 TUFNELL ROAD
BANYO QLD 4014, AUSTRALIA
TEL_ +61 7 3267 7767 FAX_ +61 7 3267 1818
EMAIL_ sales@casscale.com.au
www.cassscale.com.au

Specifications are subject to change for improvement without prior notice.